

Let's get connected



NOW TV Hub

Setup steps

1

Check your activation date

2

Find your master phone socket

3

Unplug everything

4

Plug in your NOW TV Hub

5

Plug in your NOW TV Hub
(if you have a pre-filtered master socket)

6

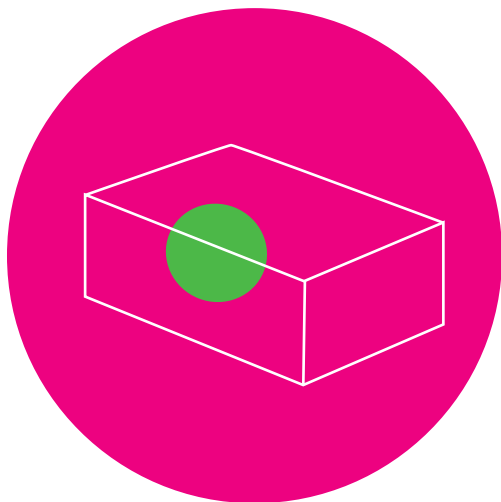
Connect

7

Help

1. Check your activation date


Check your activation date on the packaging.
Please don't install your NOW TV Hub before this date.



Your broadband can go live anytime up to midnight on your activation date.

2. Find

Find your master phone socket. You'll get the best speed and stability if you connect your NOW TV Hub to your master phone socket.



Your master phone socket might be thicker, with a line in the middle. It might also have a BT or Openreach logo.

Can't find your master phone socket? Don't worry, just connect the NOW TV Hub to a standard phone socket.

Got a pre-filtered master socket?

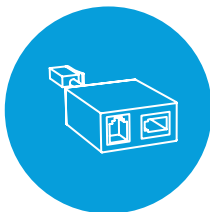
If your master phone socket has two kinds of port, it's pre-filtered, so there's no need to use microfilters.



Go to page 6 >

3. Unplug

Unplug everything from your master phone socket. Including phone cables, broadband equipment and splitters.



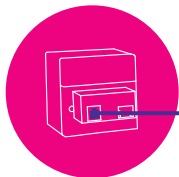
Keep your splitter safe.
You'll need it in step 4.

Any old broadband equipment needs to be replaced with your new items – including old microfilters you're using.

4. Plug in your NOW TV Hub

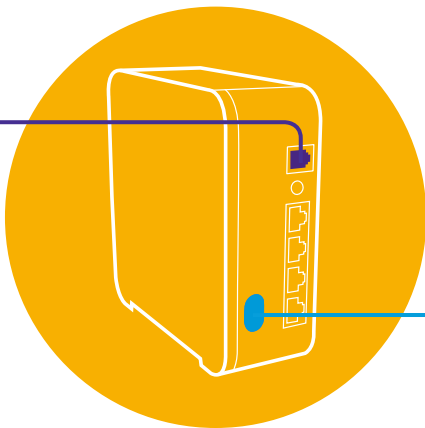
1. **Plug** the NOW TV Master Microfilter into your master phone socket. If you've already removed a phone cable or splitter, plug it back into the port marked 'Phone'.

[Help on page 12](#)



2. **Plug** one of the purple ends of the grey DSL cable into the purple port of your NOW TV Master Microfilter.

Plug the other purple end into the purple port of your NOW TV Hub.



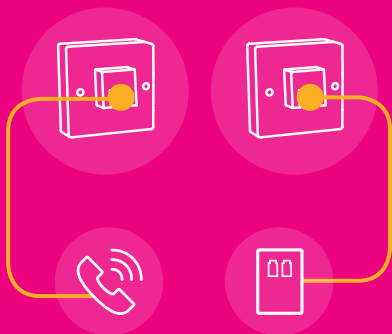
For the best results,  have your NOW TV Hub switched  on all the time.

3. Plug the blue end of the black power cable into the blue port of your NOW TV Hub.

Plug the other end into the mains and switch on.



4. If you have another phone socket in use in your home, fit the NOW TV Microfilter.



Phone cable

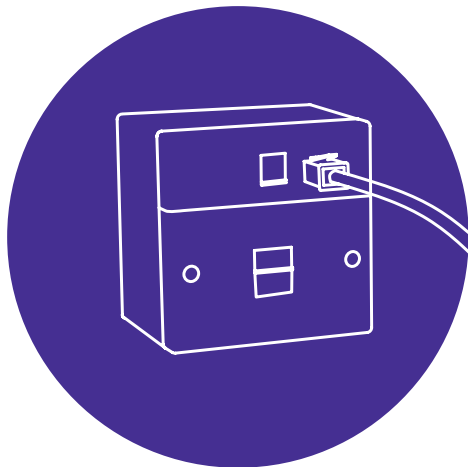
or Splitter

You'll need to fit additional NOW TV Microfilters to all the phone sockets you're using at home. See Help on page 10.

Go to page 8 >

5. Plug in your NOW TV Hub

if you have a pre-filtered master socket



Unplug your DSL cable from your socket.

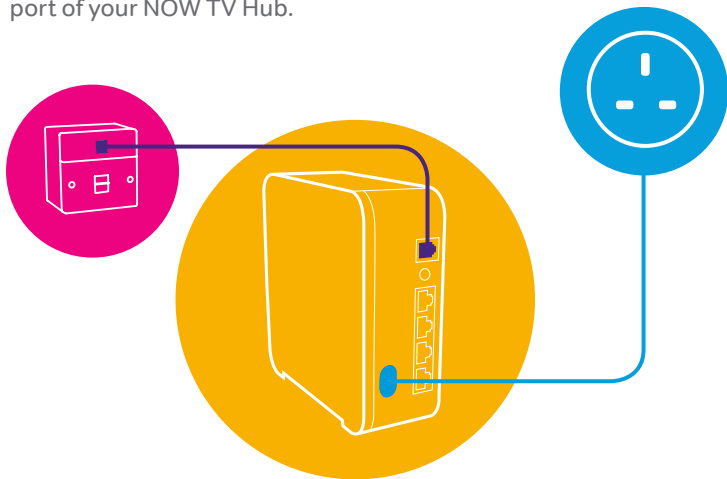
If you have an **Openreach modem** connected to your pre-filtered master phone socket, recycle it (because you no longer need it).

Plug one of the purple ends of the grey DSL cable into the top port of your pre-filtered master socket.

Plug the other purple end of the grey DSL cable into the purple port of your NOW TV Hub.

Plug the blue end of the black power cable into the blue port of your NOW TV Hub.

Plug the other end directly into the mains and switch on.



For the best results leave your NOW TV Hub switched on all the time. Go to page 8 >



6. Connect

Make sure the Wi-Fi setting is switched on, then find the list of Wi-Fi networks on your device.



Next, choose your network from the list. When asked, enter your Wi-Fi password in CAPITALS. You'll find your password on the back of your NOW TV Hub.

If you've got a NOW TV Box, see the 'Let's get watching' guide for more help on connecting it to Wi-Fi.

For help connecting any other devices to Wi-Fi, take a look at the manufacturer's guide.

We've included an Ethernet cable for wired connections.

To make a wired connection, plug one end of the Ethernet cable into the back of your NOW TV Hub and the other end into your computer, then simply open a web browser.



7. Help

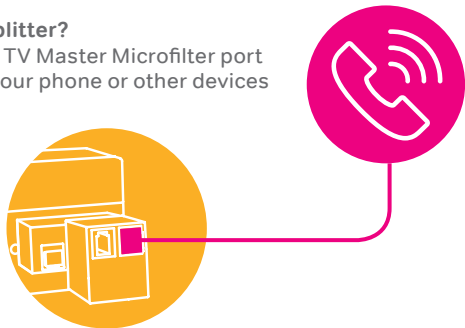
Getting the best broadband

- Connect your NOW TV Hub to your master socket, because that's where your broadband signal is strongest. **Page 2**
- If you've got a standard master phone socket, fit NOW TV Microfilters to all the phone sockets being used in your house. **Page 5**
- Replace all old microfilters with your new ones. **Page 5**
- If you've got a pre-filtered master phone socket, you don't need to use NOW TV Microfilters in any of your phone sockets. **Page 6**
- Always leave your NOW TV Hub switched on. **Page 4 or 7**

Plug in

How do I plug in a telephone splitter?

Plug in your splitter to the NOW TV Master Microfilter port marked 'Phone', then connect your phone or other devices to the splitter.



7. Help

Fit microfilters

How do I fit NOW TV Microfilters to my phone sockets?



Phone cable

or Splitter

If you're using more than one of the above in your house, please call NOW TV on **0330 332 3050** or go to **accessories.sky.com** for additional NOW TV Microfilters.

Understanding your NOW TV Hub



WPS

The WPS (Wi-Fi Protected Setup) button can be used to connect other WPS-compatible devices to your NOW TV Hub.

How do I connect using WPS?

- Activate WPS on your WPS-compatible device.
- Next, press the WPS button on your NOW TV Hub until the wireless light flashes amber. If there is a successful connection, the wireless light on your NOW TV Hub will go solid amber, before turning white after two minutes. If not, or if your NOW TV Hub can't find your device, the light may first flash amber or turn off.

All lights should be solid white when your NOW TV Hub is working properly. If any are solid or flashing amber you can find out how to fix your NOW TV Hub at nowtv.com/help



Access control panel

How can I access my NOW TV Hub's control panel?

You can control a variety of settings in your NOW TV Hub's control panel such as changing your network name and password.

To log into your NOW TV Hub's control panel via your internet browser:


- In the address bar of your browser type <http://192.168.0.1/>
- The username is **admin**
- The password is **nowtv** unless you've changed it

Resetting your NOW TV Hub

How do I reset to factory settings?

Ensure your NOW TV Hub is plugged in at the mains and switched on. Then, press and hold the reset button on the back of the device until the power light begins to flash amber. This can take approx. 10 seconds.

Don't unplug or switch off your NOW TV Hub while it resets. The power light will flash amber then return to solid white when finished.



Still not working?

If you've followed all the steps in this set up guide and you're still experiencing issues, go to nowtv.com/help or call NOW TV on 0330 332 3050.



Enjoy...

NOW^{TV} Hub

© Sky CP Limited 2016.

Sky, NOW TV and NOW TV Hub are trade marks owned by the Sky group of companies.

This product is intended for use in the UK, Channel Islands and Isle of Man and must only be used indoors.

SKY CP LIMITED, GRANT WAY, TW7 5QD UNITED KINGDOM

MODEL: NR701